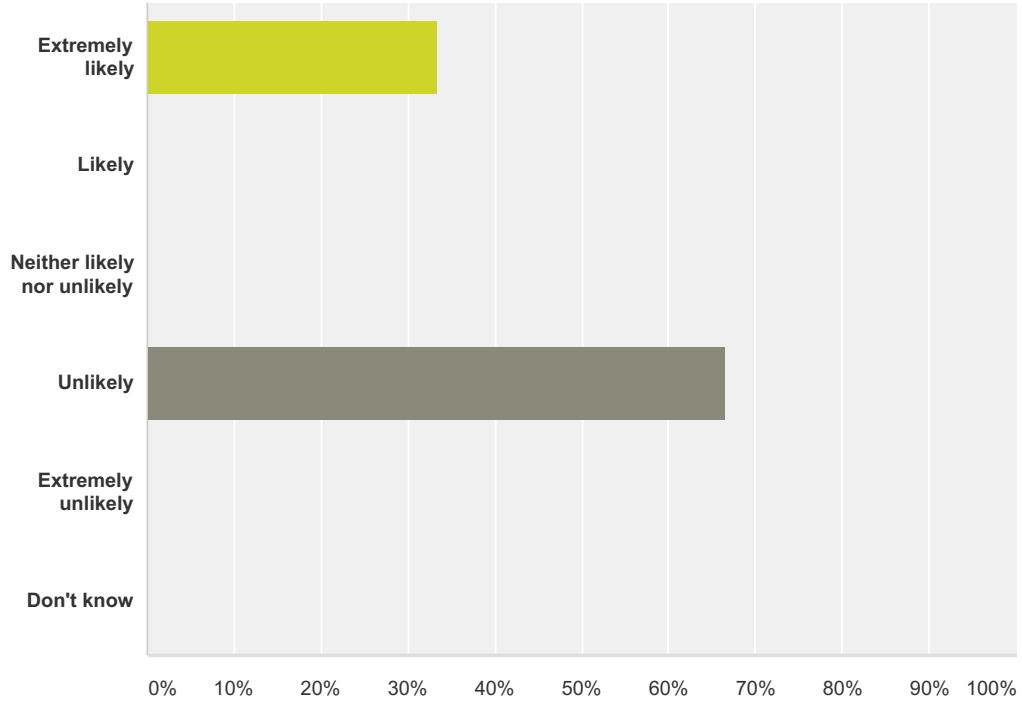


# Friends and Family Survey

## Q1 How likely are you to recommend our GP practice to friends and family if they needed similar care or treatment?

Answered: 3 Skipped: 0



Answer Choices	Responses	Count
Extremely likely	33.33%	1
Likely	0.00%	0
Neither likely nor unlikely	0.00%	0
Unlikely	66.67%	2
Extremely unlikely	0.00%	0
Don't know	0.00%	0
<b>Total</b>		<b>3</b>

**Q2 Please tell us why you answered as you did in question 1**

Answered: 3 Skipped: 0

## Friends and Family Survey

### Q3 Please select this box if you DO NOT wish your comments to be made public

Answered: 0 Skipped: 3

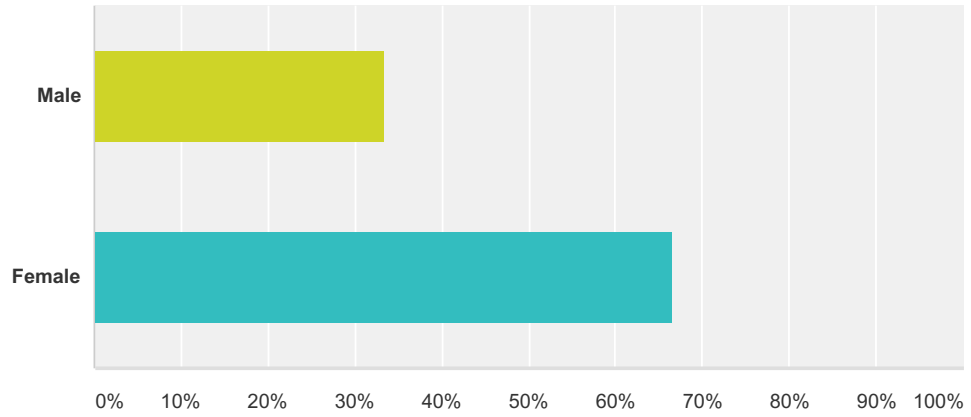
! No matching responses.

Answer Choices	Responses
Please tick if you DO NOT wish your comments to be made public	0.00% 0
<b>Total</b>	<b>0</b>

# Friends and Family Survey

## Q4 Are you male or female?

Answered: 3 Skipped: 0

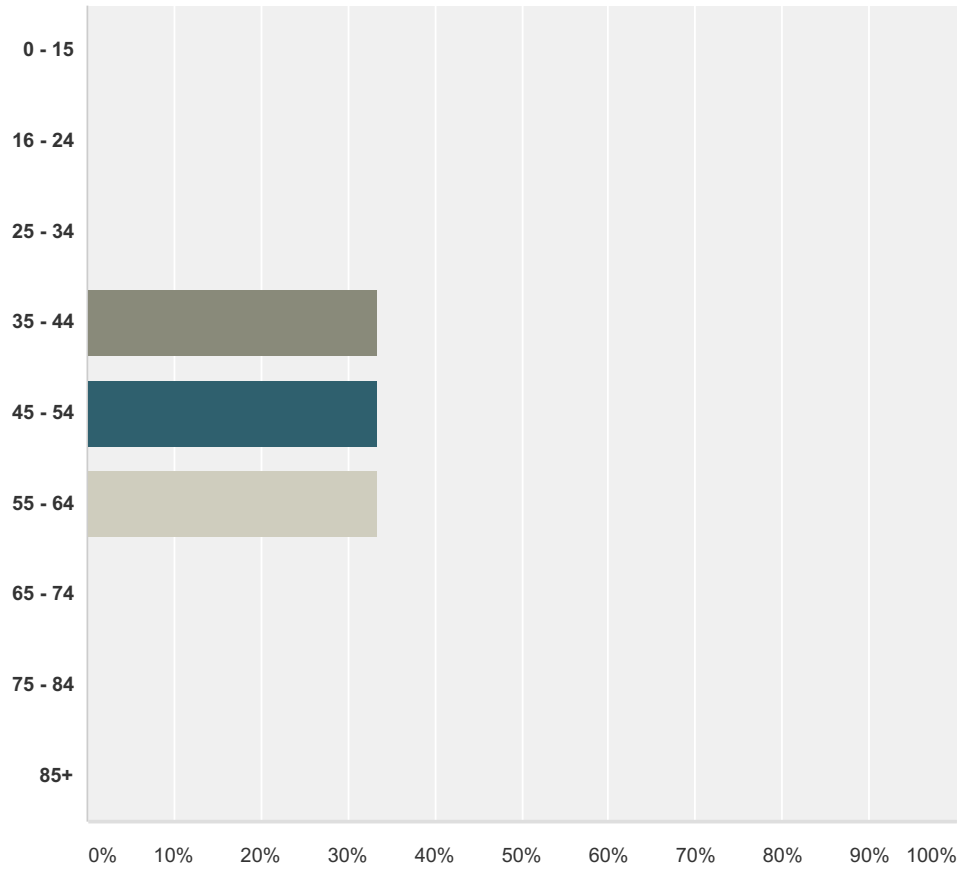


Answer Choices	Responses
Male	33.33% 1
Female	66.67% 2
<b>Total</b>	<b>3</b>

# Friends and Family Survey

## Q5 What age are you?

Answered: 3 Skipped: 0

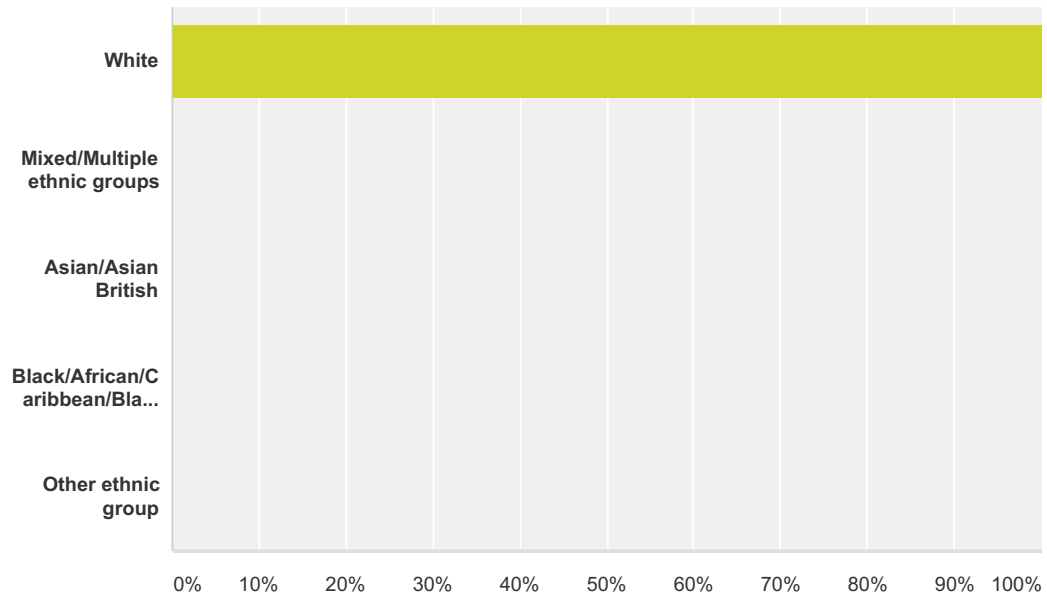


Answer Choices	Responses
0 - 15	0.00% 0
16 - 24	0.00% 0
25 - 34	0.00% 0
35 - 44	33.33% 1
45 - 54	33.33% 1
55 - 64	33.33% 1
65 - 74	0.00% 0
75 - 84	0.00% 0
85+	0.00% 0
<b>Total</b>	<b>3</b>

# Friends and Family Survey

## Q6 What is your ethnicity? (Please select all that apply.)

Answered: 3 Skipped: 0

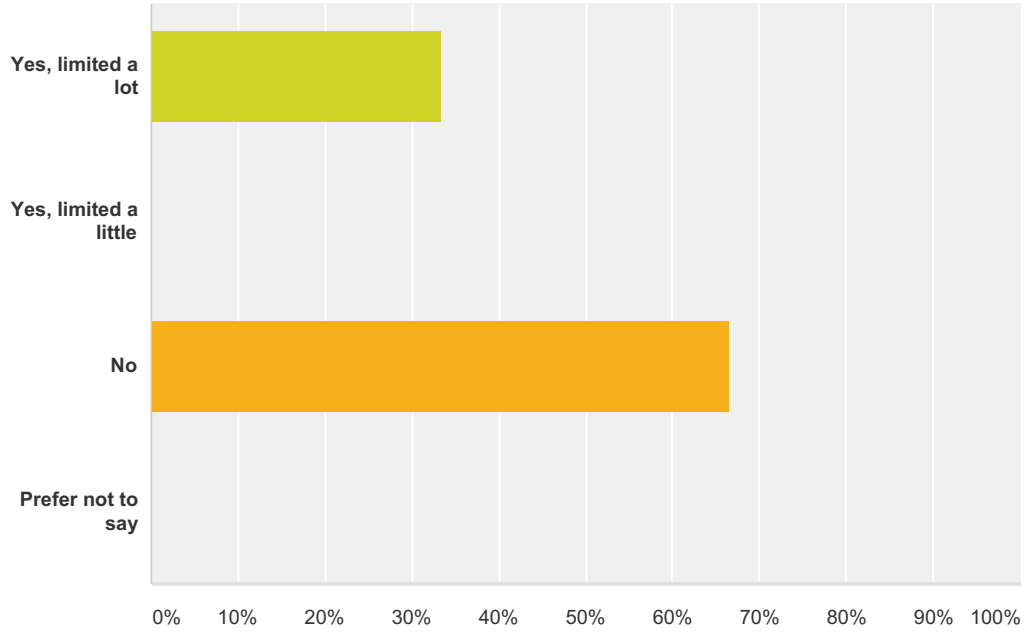


Answer Choices	Responses
White	100.00% 3
Mixed/Multiple ethnic groups	0.00% 0
Asian/Asian British	0.00% 0
Black/African/Caribbean/Black British	0.00% 0
Other ethnic group	0.00% 0
<b>Total</b>	<b>3</b>

Friends and Family Survey

**Q7 Are your day-to-day activities limited because of a health problem or disability which has lasted, or is expected to last, at least 12 months? (include any issues/problems related to old age)**

Answered: 3 Skipped: 0



Answer Choices	Responses
Yes, limited a lot	33.33% 1
Yes, limited a little	0.00% 0
No	66.67% 2
Prefer not to say	0.00% 0
<b>Total</b>	<b>3</b>

# Friends and Family Survey

## Q8 Please let us know your method of completing this survey

Answered: 0 Skipped: 3

! No matching responses.

Answer Choices	Responses
Telephone	0.00% 0
SMS/text message	0.00% 0
Hand written	0.00% 0
Online	0.00% 0
<b>Total</b>	<b>0</b>