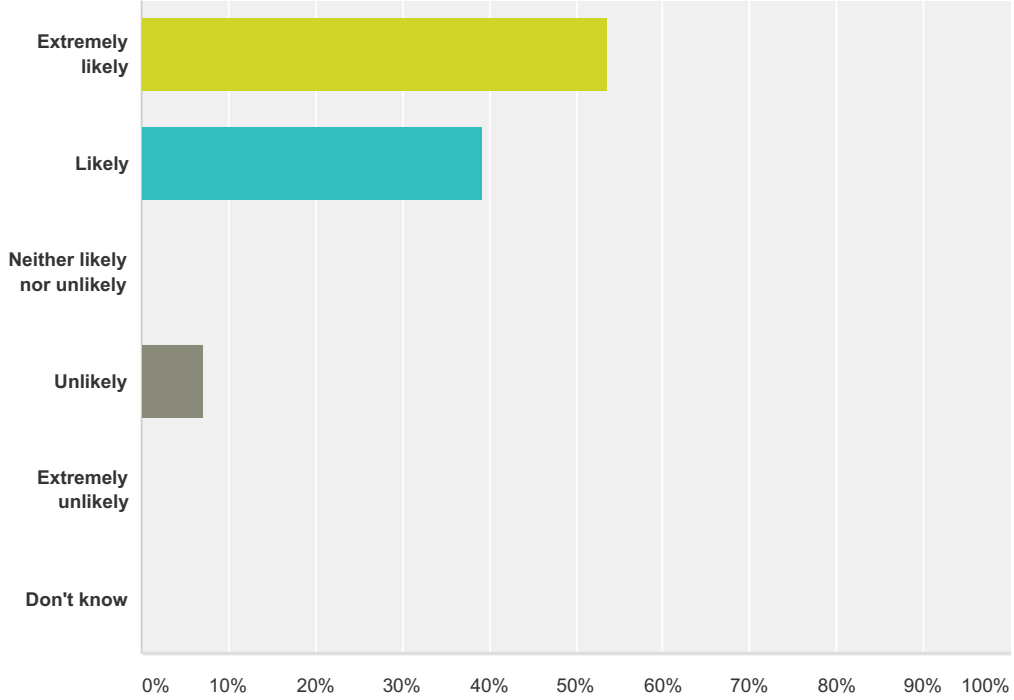


**Q1 How likely are you to recommend our GP practice to friends and family if they needed similar care or treatment?**

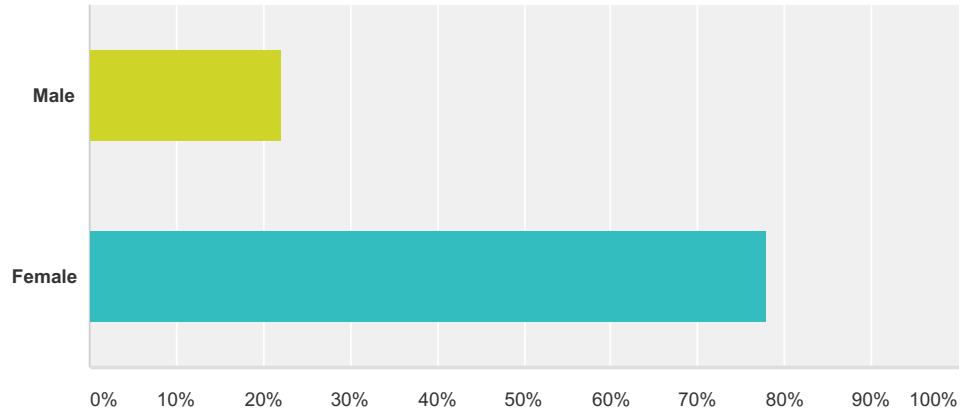
Answered: 28 Skipped: 0



Answer Choices	Responses	Count
Extremely likely	53.57%	15
Likely	39.29%	11
Neither likely nor unlikely	0.00%	0
Unlikely	7.14%	2
Extremely unlikely	0.00%	0
Don't know	0.00%	0
<b>Total</b>		<b>28</b>

## Q2 Are you male or female?

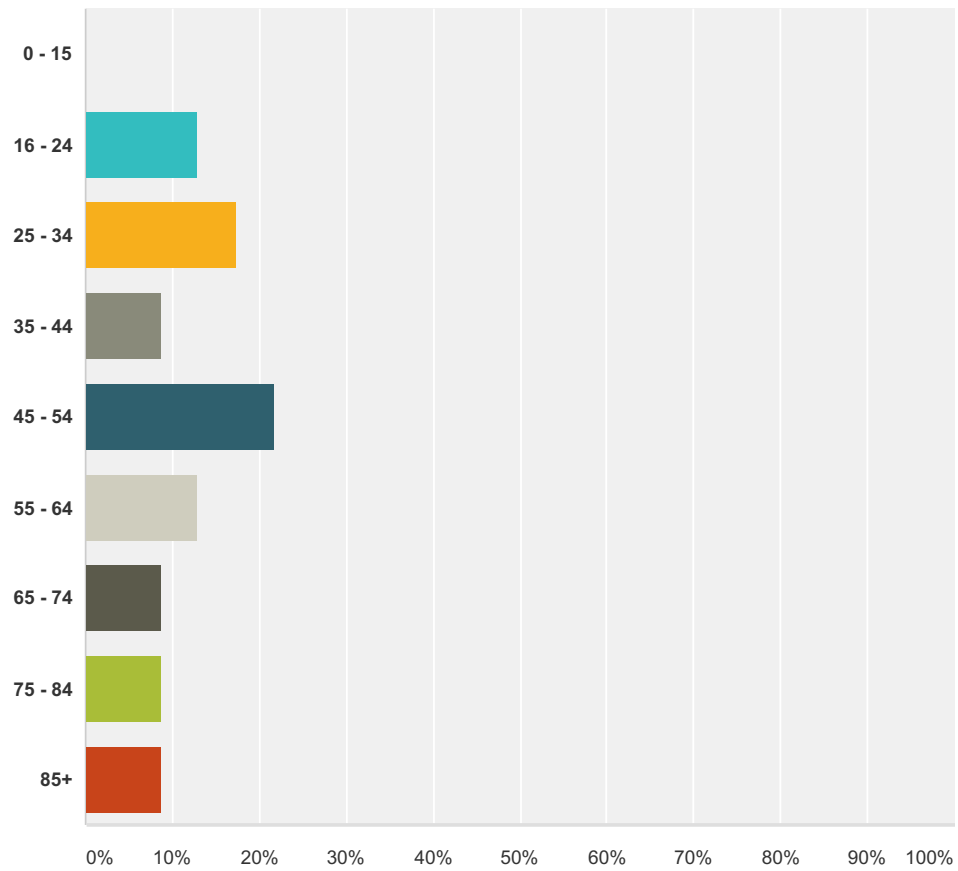
Answered: 27 Skipped: 1



Answer Choices	Responses
Male	22.22% 6
Female	77.78% 21
<b>Total</b>	<b>27</b>

### Q3 What age are you?

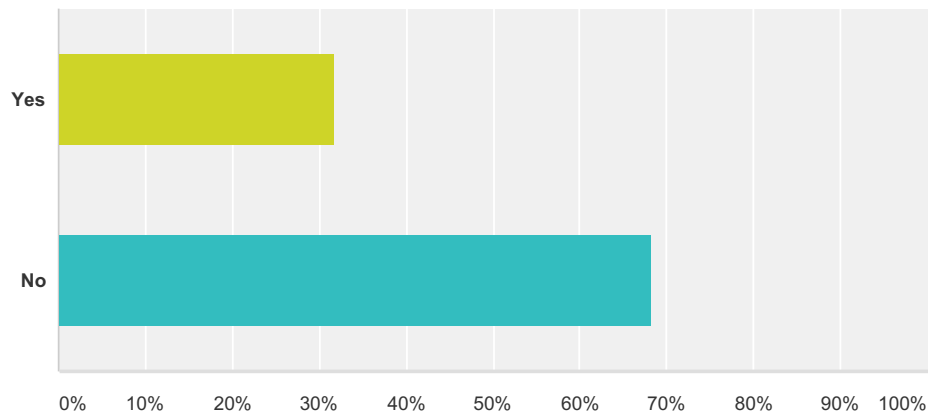
Answered: 23 Skipped: 5



Answer Choices	Responses	Count
0 - 15	0.00%	0
16 - 24	13.04%	3
25 - 34	17.39%	4
35 - 44	8.70%	2
45 - 54	21.74%	5
55 - 64	13.04%	3
65 - 74	8.70%	2
75 - 84	8.70%	2
85+	8.70%	2
<b>Total</b>		<b>23</b>

### Q4 Do you consider yourself to have a disability?

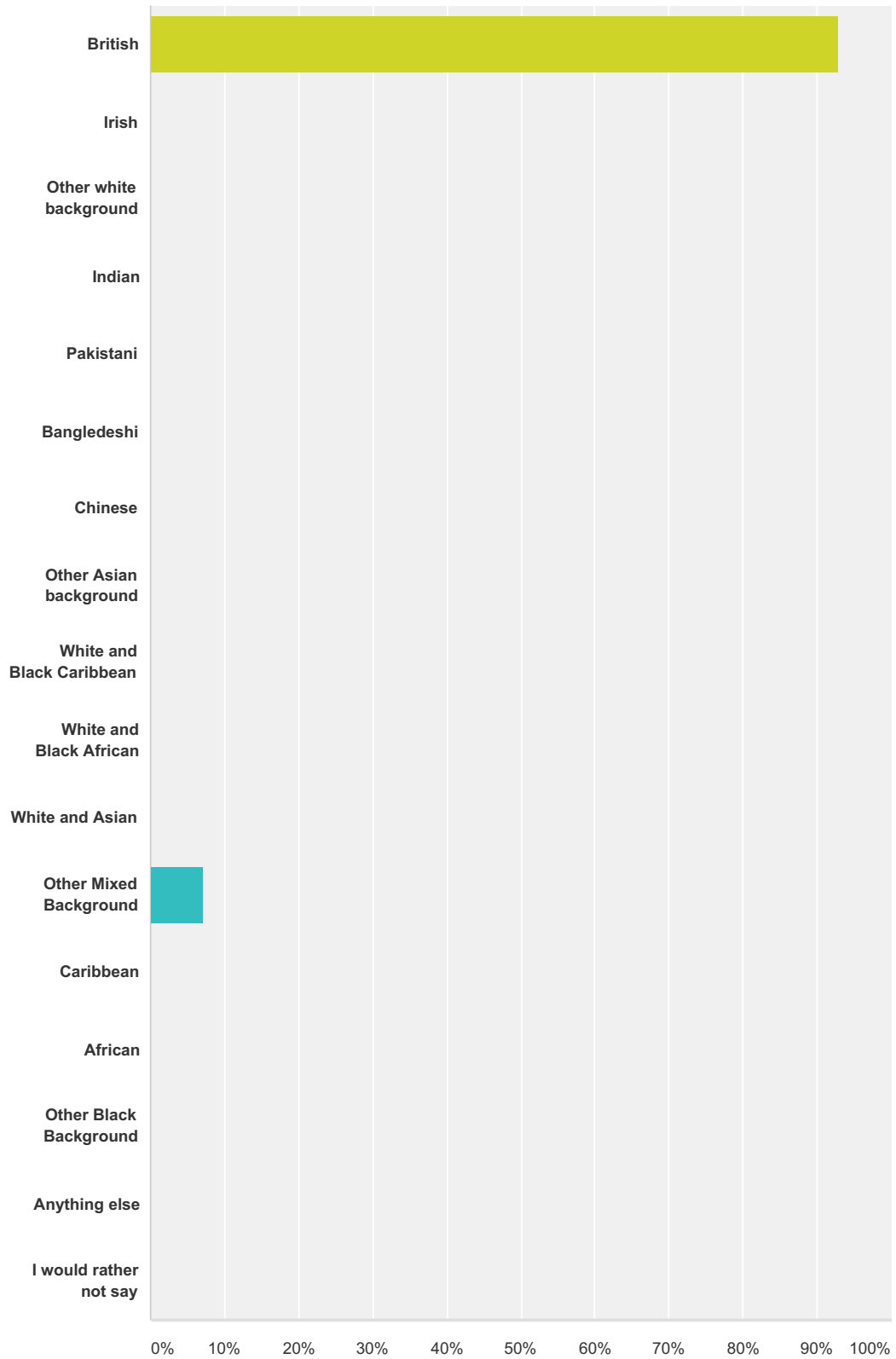
Answered: 22 Skipped: 6



Answer Choices	Responses
Yes	31.82% 7
No	68.18% 15
<b>Total</b>	<b>22</b>

### Q5 Which of the following best describes your ethnic background?

Answered: 28 Skipped: 0



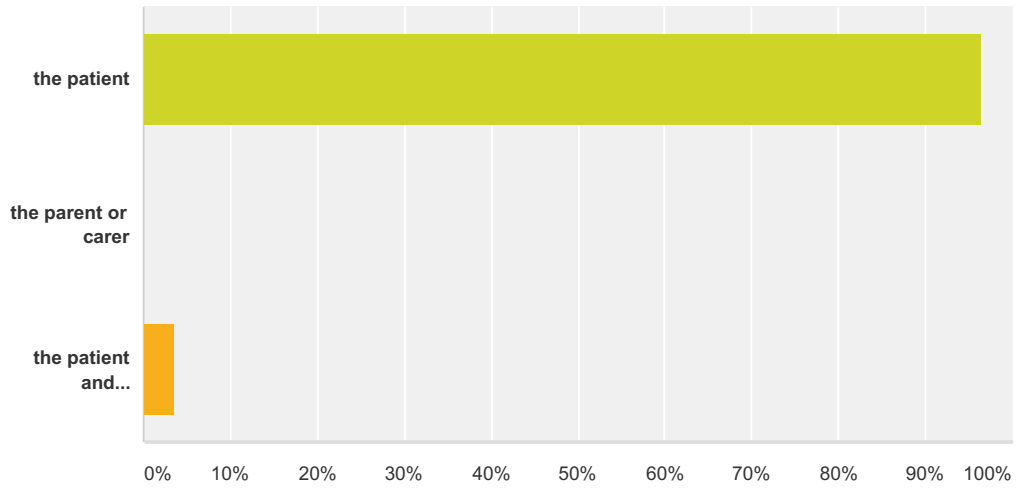
## Friends and Family Survey

Answer Choices	Responses	
British	92.86%	26
Irish	0.00%	0
Other white background	0.00%	0
Indian	0.00%	0
Pakistani	0.00%	0
Bangladeshi	0.00%	0
Chinese	0.00%	0
Other Asian background	0.00%	0
White and Black Caribbean	0.00%	0
White and Black African	0.00%	0
White and Asian	0.00%	0
Other Mixed Background	7.14%	2
Caribbean	0.00%	0
African	0.00%	0
Other Black Background	0.00%	0
Anything else	0.00%	0
I would rather not say	0.00%	0
<b>Total</b>		<b>28</b>

# Friends and Family Survey

## Q6 Are you?

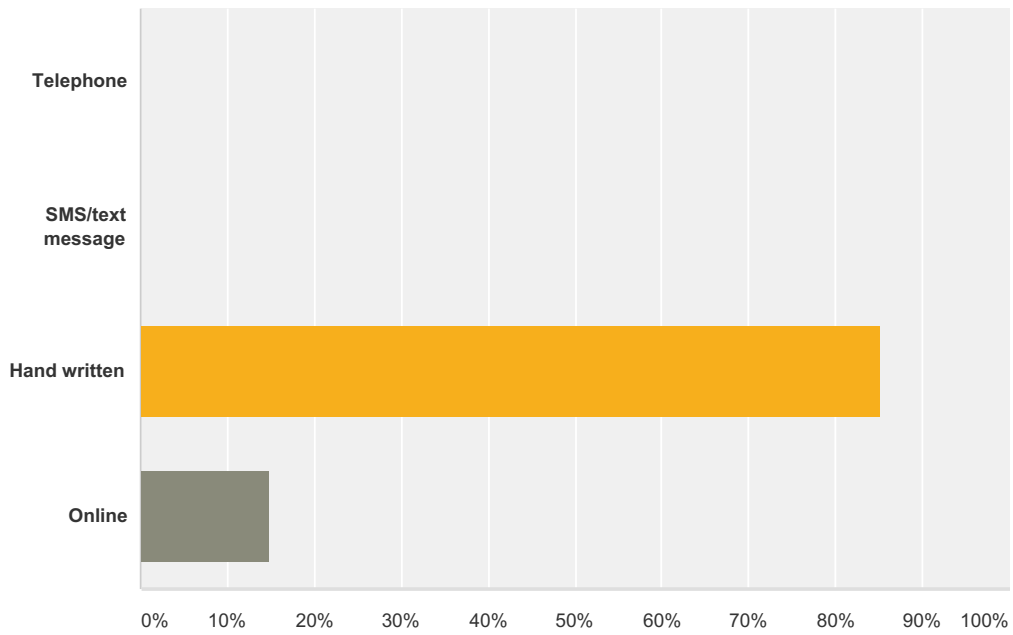
Answered: 28 Skipped: 0



Answer Choices	Responses	
the patient	96.43%	27
the parent or carer	0.00%	0
the patient and parent/carer	3.57%	1
<b>Total</b>		<b>28</b>

### Q7 Please let us know your method of completing this survey

Answered: 27 Skipped: 1



Answer Choices	Responses	
Telephone	0.00%	0
SMS/text message	0.00%	0
Hand written	85.19%	23
Online	14.81%	4
<b>Total</b>		<b>27</b>



**Q8 Thank you for completing the survey and providing us with feedback to improve our services. If you DO NOT wish your anonymous comments to be shared then please tick here**

Answered: 0 Skipped: 28

! No matching responses.

Answer Choices	Responses	
Tick here if you DO NOT wish your comments to be shared	0.00%	0
<b>Total</b>		<b>0</b>