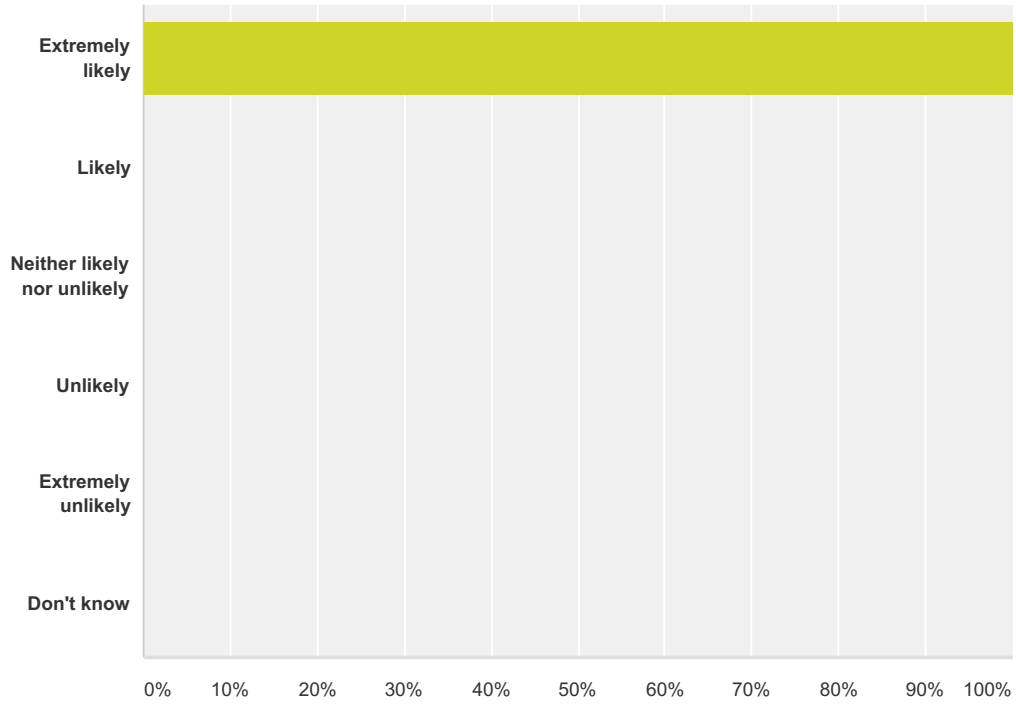


**Q1 How likely are you to recommend our GP practice to friends and family if they needed similar care or treatment?**

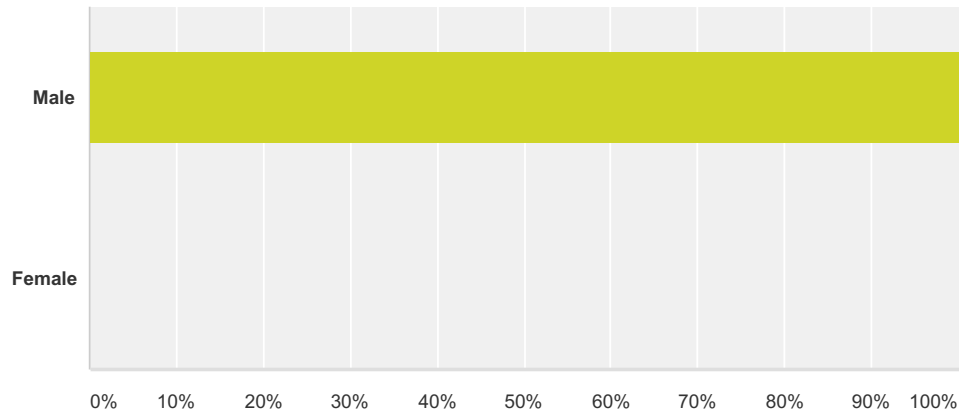
Answered: 2 Skipped: 0



Answer Choices	Responses	Count
Extremely likely	100.00%	2
Likely	0.00%	0
Neither likely nor unlikely	0.00%	0
Unlikely	0.00%	0
Extremely unlikely	0.00%	0
Don't know	0.00%	0
<b>Total</b>		<b>2</b>

## Q2 Are you male or female?

Answered: 2 Skipped: 0

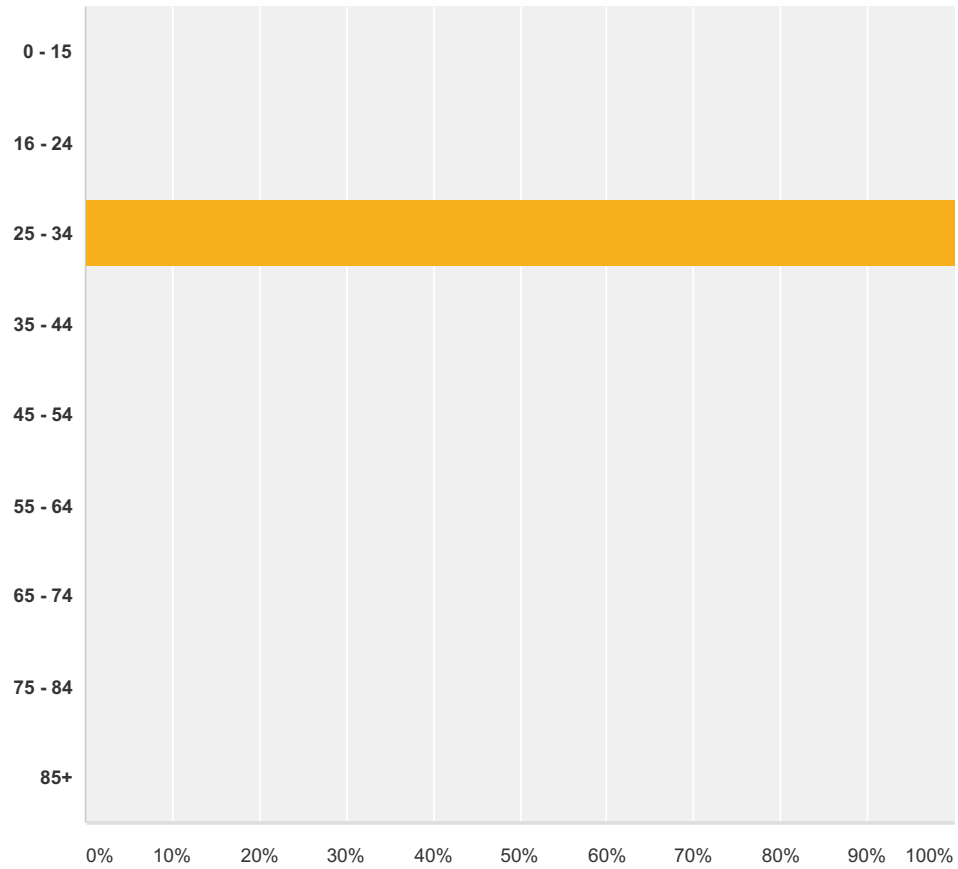


Answer Choices	Responses
Male	100.00% 2
Female	0.00% 0
<b>Total</b>	<b>2</b>

# Friends and Family Survey

## Q3 What age are you?

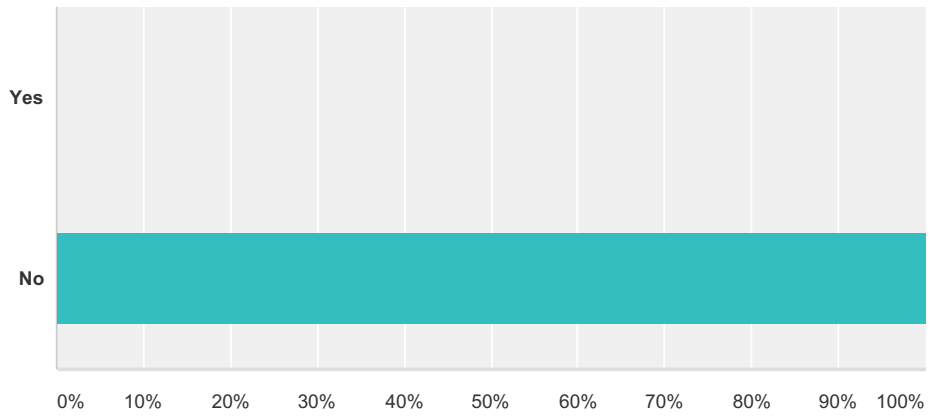
Answered: 1 Skipped: 1



Answer Choices	Responses
0 - 15	0.00% 0
16 - 24	0.00% 0
25 - 34	100.00% 1
35 - 44	0.00% 0
45 - 54	0.00% 0
55 - 64	0.00% 0
65 - 74	0.00% 0
75 - 84	0.00% 0
85+	0.00% 0
<b>Total</b>	<b>1</b>

### Q4 Do you consider yourself to have a disability?


Answered: 2 Skipped: 0



Answer Choices	Responses	
Yes	0.00%	0
No	100.00%	2
<b>Total</b>		<b>2</b>

### Q5 Which of the following best describes your ethnic background?

Answered: 2 Skipped: 0



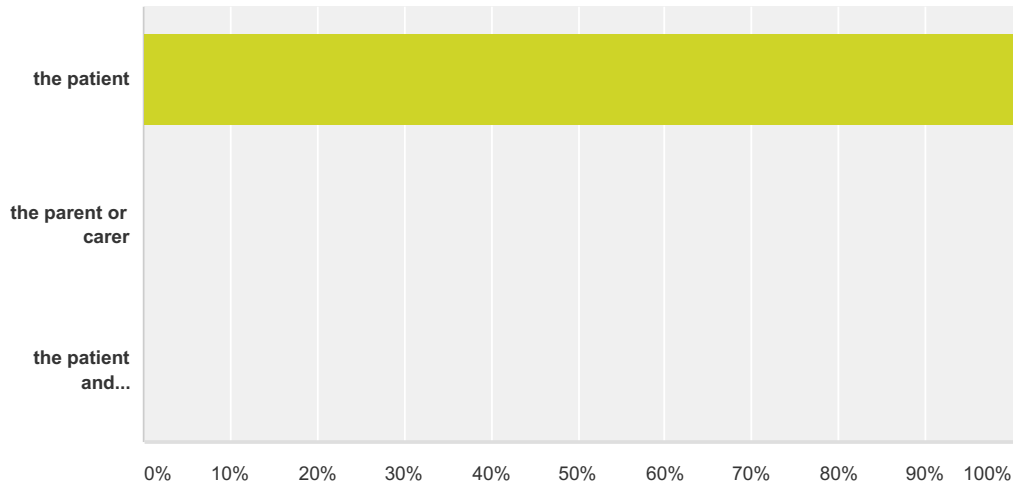
## Friends and Family Survey

Answer Choices	Responses	
British	100.00%	2
Irish	0.00%	0
Other white background	0.00%	0
Indian	0.00%	0
Pakistani	0.00%	0
Bangladeshi	0.00%	0
Chinese	0.00%	0
Other Asian background	0.00%	0
White and Black Caribbean	0.00%	0
White and Black African	0.00%	0
White and Asian	0.00%	0
Other Mixed Background	0.00%	0
Caribbean	0.00%	0
African	0.00%	0
Other Black Background	0.00%	0
Anything else	0.00%	0
I would rather not say	0.00%	0
<b>Total</b>		<b>2</b>

# Friends and Family Survey

## Q6 Are you?

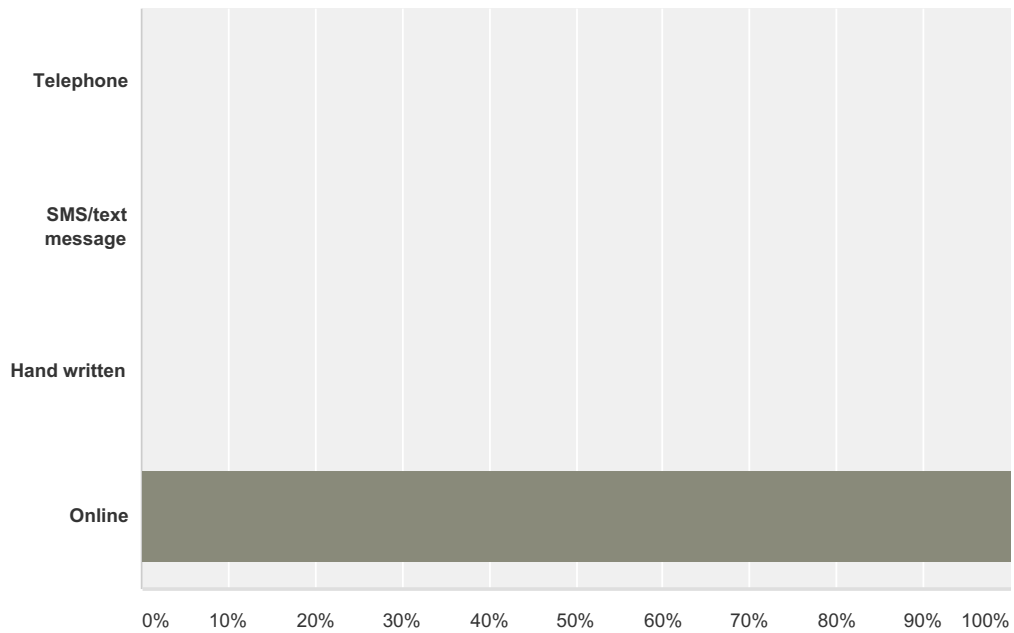
Answered: 2 Skipped: 0



Answer Choices	Responses	
the patient	100.00%	2
the parent or carer	0.00%	0
the patient and parent/carer	0.00%	0
<b>Total</b>		<b>2</b>

### Q7 Please let us know your method of completing this survey

Answered: 2 Skipped: 0



Answer Choices	Responses	
Telephone	0.00%	0
SMS/text message	0.00%	0
Hand written	0.00%	0
Online	100.00%	2
<b>Total</b>		<b>2</b>



**Q8 Thank you for completing the survey and providing us with feedback to improve our services. If you DO NOT wish your anonymous comments to be shared then please tick here**

Answered: 0 Skipped: 2

! No matching responses.

Answer Choices	Responses	
Tick here if you DO NOT wish your comments to be shared	0.00%	0
<b>Total</b>		<b>0</b>